



Simply
Blinds
Leeds

MIMEO
COMPOSITE SHUTTERS

NEW

ENDURA
ABS PAULOWNIA SHUTTERS

STRATO
PAULOWNIA SHUTTERS


GRAINO
PAULOWNIA SHUTTERS

LEMRO
BASSWOOD SHUTTERS

DURA
ALUMINIUM SHUTTERS

LUMA
EASY FIT SHUTTERS

FLEXA
HONEYCOMB BLINDS




Shutters are a versatile and elegant window solution for both interior and exterior applications, offering effective control of light, privacy, and comfort while enhancing the overall appearance of a property.

Designed to suit a wide range of window types and architectural styles, shutters combine timeless design with durable performance, making them suitable for living spaces, kitchens, bedrooms, bathrooms, outdoor openings, and façades.

Available in various styles, materials, and finishes, shutters provide a practical, low-maintenance solution built for long-term use in both residential and commercial environments.

We manufacture shutters for **all types of windows**



Shutters with **integrated blackout blinds**

For complete darkness in rooms where total blackout is essential.



MIMEO
COMPOSITE SHUTTERS

Mimeo composite shutters are reinforced with aluminium, delivering exceptional strength, stability, and long-term durability designed to perform in demanding environments.

Available in two manufacturing options – Mimeo Europe and Mimeo China – both ranges utilise the same core composite construction, offering flexibility in lead times and pricing to suit different project requirements.

With a sleek, contemporary design and minimal maintenance requirements, Mimeo shutters provide excellent energy efficiency and UV resistance, and are backed by a 10-year warranty for added peace of mind.

NEW
ENDURA
ABS PAULOWNIA SHUTTERS

Endura ABS shutters are wrapped in a durable polymer coating, transforming them into a robust, highly resilient option that's both tough and affordable.

This innovative ABS-coated Paulownia construction ensures the shutters stand up to the demands of everyday living, offering an exceptional balance of strength, durability, and ease of maintenance.

Designed for moisture-prone and high-use areas, the ABS surface is waterproof, scratch-resistant, and easy to wipe clean, making these shutters ideal for kitchens, bathrooms, and busy family homes. Available in multiple colours.

STRATO

PAULOWNIA SHUTTERS

standard colours

Crafted from lightweight Paulownia wood, Strato shutters combine natural elegance with a refined, contemporary finish.

They enrich any space with their authentic warmth and superior durability, making them an excellent investment for those seeking to elevate their interior design.

With the ability to offer exceptional light control, insulation, and privacy, these shutters also boast a versatile appeal that suits a wide array of design preferences, from the traditional to the contemporary.

GRAINO

PAULOWNIA SHUTTERS

standard colours

stained colours

Graino Paulownia shutters are crafted from brushed Paulownia wood, designed to highlight the natural grain and texture of the material for a distinctive, tactile finish.

The brushed surface treatment enhances the character of the wood, creating a refined yet authentic appearance that adds depth and visual interest to both modern and traditional interiors.

Combining lightweight construction with reliable durability, Graino shutters deliver excellent light control and insulation.

Offered in an extensive range of colours, complemented by custom colour options on request.

LEMRO

BASSWOOD SHUTTERS

standard colours

stained colours

Lemro Basswood shutters are crafted from 100% solid basswood, offering a refined balance of strength, stability, and natural beauty. The fine, even grain of basswood allows for smooth, high-quality paint and stain finishes, delivering a consistently premium appearance across all installations.

Naturally lightweight yet durable, basswood provides excellent resistance to warping and shrinking, ensuring long-term performance in a wide range of interior environments.

Lemro Basswood shutters are suitable for both modern and traditional spaces, including shaped and non-standard windows. Available in a wide range of colours.

DURA

ALUMINIUM SHUTTERS

EXTERIOR
INTERIOR

colours for interior shutters

colours for exterior shutters

Dura aluminium shutters represent the ultimate in modern shutter design, combining the strength and lightweight properties of aluminium with a contemporary aesthetic.

Suitable for a variety of applications, both indoor and outdoor, they are designed to withstand harsh weather conditions, ensuring long-lasting beauty and functionality.

Available in an array of colours, these shutters offer flexibility in design while providing benefits such as low maintenance, high security, and energy efficiency, making them an ideal solution for today's dynamic living environments.

LUMA

EASY FIT SHUTTERS

standard colours

Luma Easy Fit Shutters provide a cost-effective and hassle-free shading solution designed for quick installation without drilling or screws.

These shutters clip directly onto existing uPVC window frames, eliminating the need for an outer framework. They open seamlessly with the window, keeping window ledges clutter-free while offering easy removal for cleaning or decorating.

They deliver practicality and modern style in any room, making them a convenient and stylish choice for homeowners seeking a simple, effective window treatment.

FLEXA

HONEYCOMB BLINDS

Available in our product range as a standalone product, Flexa Honeycomb Blinds are a versatile and stylish solution for light control and privacy.

Durable and low-maintenance, these blinds are perfect for both residential and commercial projects, offering a modern, sleek appearance that complements any interior style.

Flexa Honeycomb Blinds are available with **manual operation** or **electric control**, combining functional performance with aesthetic appeal and helping clients meet the growing demand for high-performance, energy-efficient window treatments.



Full-Height Style

The Full height shutter panels span the entire height of the window. As a further customisation, panels may have split louvre sections or midrails.



Café Style

Café style shutters will only cover the lower section of a window. By default they follow the window layout but can be built as low or as high as needed. Café style shutters can come with or without a top side frame.



Tier on Tier Style

This layout allows for two sets of panels on top of each other that opens independently. It provides the most control in managing airflow and light. Tier on Tier shutters may come with or without a horizontal T-post.



Solid Panels

The Solid panel shutters were created having tradition in mind. They are a lot more beneficial at keeping light at bay when needed. Solid panels have no slats and can be built in conjunction with any of the other styles.



Tracked Bi-Folding

The Tracked bi-folding style comes with panels mounted on 1 set of rails: top and bottom. The panels fold to either or both sides of the opening. This design is particularly suitable for patio doors or room dividers.




Tracked Bi-Pass

The Tracked bi-pass configuration comes with the panels mounted on at least 2 different sets of parallel rails. In this case, the panels slide and overlay on top of each other. The panels get mounted onto the rails only and they are not hinged. This design is particularly suitable for sliding doors, wardrobe and dressing rooms.



French Cut Doors

The French cut door configuration is meant for single opening doors. The shutter will always be full height and will allow for either a square cut or a round cut around the door handle.



Special Shapes

Besides rectangular shaped shutters we can offer solutions for various shaped windows or openings. Odd shaped windows may have shutters too, whether they are round, oval, rake shaped or triangular.

Address:

Phone:

Email:

Website: